

Scaled data based on original data using
LM-79-08 Approved Method: Electrical and Photometric Measurements of Solid-
State Lighting Products

Test Report Prepared for
Cooper Lighting Solutions
(formerly Eaton)

Brand: STREETWORKS

Report Number: P458602

Luminaire Tested: **GLAN-SA1D-735-U-5WQ**

Issue Date: 1/4/2021

Test Information

Test Method: LM-79-08
Report Number: P458602
TEST IS SCALED FROM IESNA LM-79-08 TEST DATA (G3-2011-042-1)
Test Lab: INNOVATION CENTER
Issue Date: 1/4/2021
Manufacturer: COOPER LIGHTING SOLUTIONS (FORMERLY EATON)
Product Line: STREETWORKS
Catalog Number: GLAN-SA1D-735-U-5WQ
Description: GALLEON AREA AND ROADWAY LUMINAIRE
(1) 70 CRI, 3500K, 1200mA LIGHTSQUARE WITH 16 LEDS AND TYPE V WIDE OPTICS
Light Source: -
Ballast/Driver: ELECTRONIC DRIVER

Summary

Lumens per Lamp: N/A
Luminaire Lumens: 7632 lumens
Efficiency: N/A
Efficacy: 117.4 lumens/watt
Luminous Opening: Rectangular (W 0.5' x L: 0.5' x H: 0')
IES Classification: Type V - Short
BUG Rating: B3 - U0 - G2

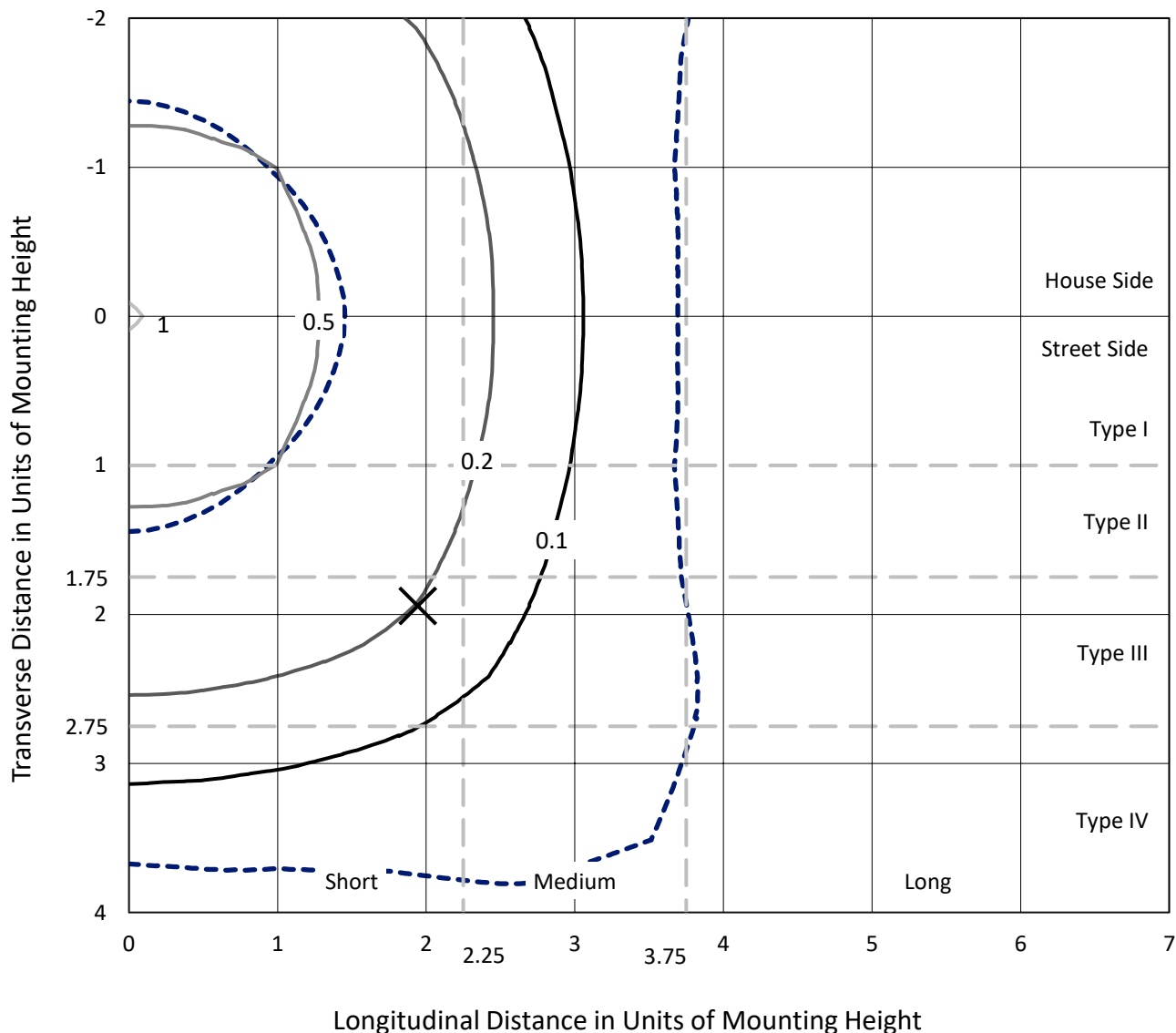
Input Watts (W): 65
Input Voltage (V): NR
Input Current (A_{in}): NR
Voltage Rise (V): NR
Power Factor: NR
Total Harmonic Distortion (THDi): NR
Frequency (hertz): 60
Stabilization Time: NR
Operation Time: NR
Ambient Temperature (°C): NR
Test Distance: 24 FT



REPORT NUMBER: P458602
 CATALOG NUMBER: GLAN-SA1D-735-U-5WQ

Iso-Footcandle Lines of Horizontal Illumination

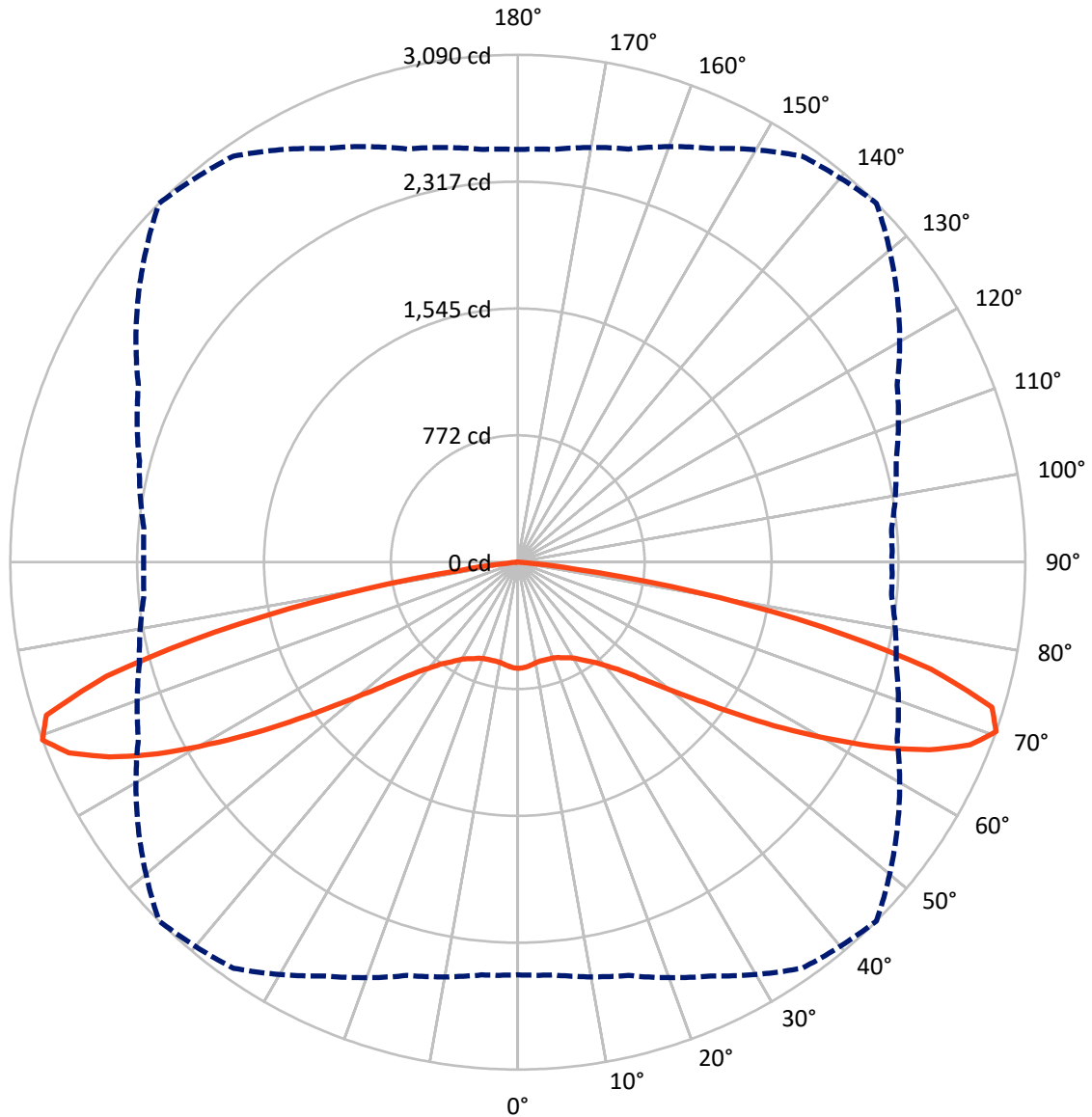
× Max cd
 - - - 1/2 Max cd



Based on 25 foot mounting height. Maximum calculated value = 1 fc
 Type V - Short - N/A

REPORT NUMBER: P458602
CATALOG NUMBER: GLAN-SA1D-735-U-5WQ

Luminous Intensity Polar Plot



— Vertical Plane Through 45-Deg Lateral - - - Horizontal Cone Through 70-Deg Vertical

REPORT NUMBER: P458602

CATALOG NUMBER: GLAN-SA1D-735-U-5WQ

FLUX DISTRIBUTION:

		Downward	Upward	Total
House Side	Lumens	3816.0	0.0	3816.0
	% Fixture	50.0	0.0	50.0
Street Side	Lumens	3816.0	0.0	3816.0
	% Fixture	50.0	0.0	50.0
Total	Lumens	7632.0	0.0	7632.0
	% Fixture	100.0	0.0	100.0

Coefficient of Utilization

ZONAL LUMENS:

Zone	Lumens	% Fixture
0°-10°	60.4	0.8
10°-20°	176.9	2.3
20°-30°	301.4	3.9
30°-40°	467.2	6.1
40°-50°	786.3	10.3
50°-60°	1430.6	18.7
60°-70°	2422.1	31.7
70°-80°	1874.8	24.6
80°-90°	112.3	1.5
90°-100°	0.0	0.0
100°-110°	0.0	0.0
110°-120°	0.0	0.0
120°-130°	0.0	0.0
130°-140°	0.0	0.0
140°-150°	0.0	0.0
150°-160°	0.0	0.0
160°-170°	0.0	0.0
170°-180°	0.0	0.0
0°-90°	7632.0	100.0
0°-180°	7632.0	100.0



REPORT NUMBER: P458602

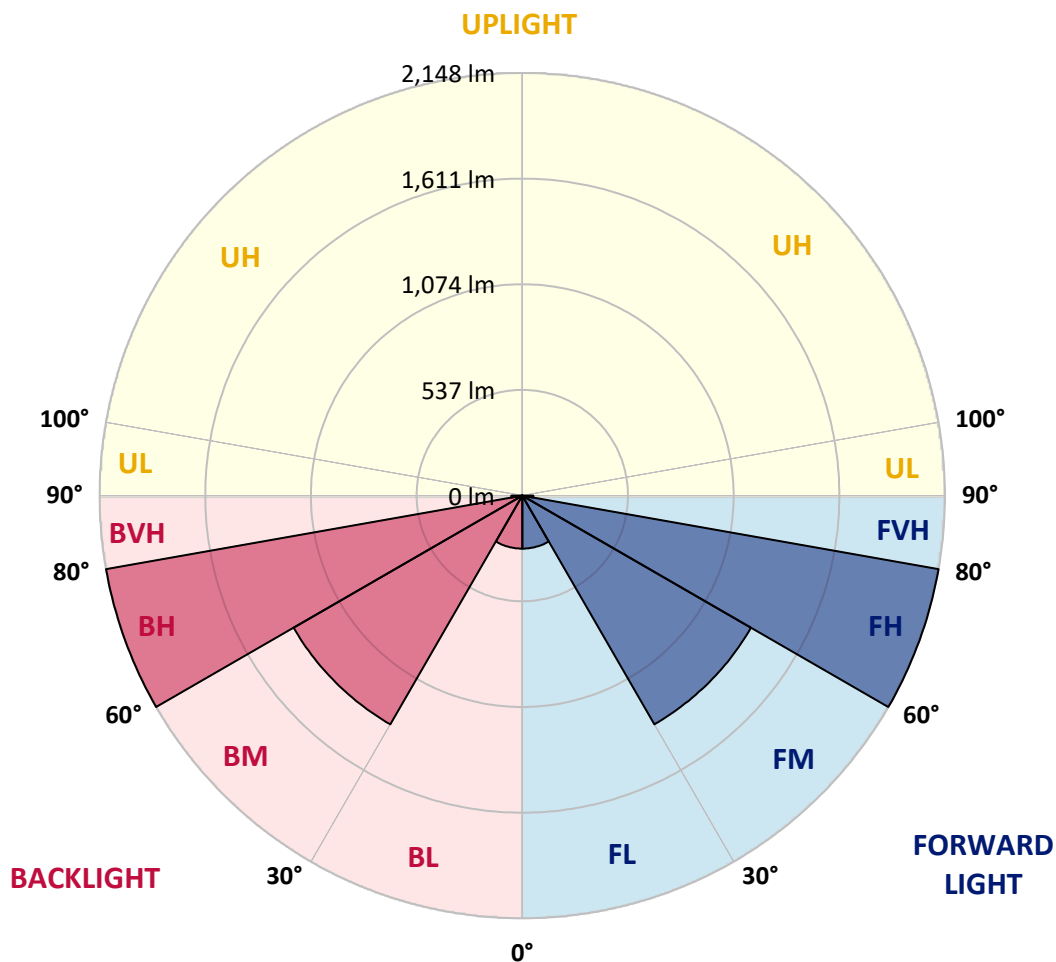
CATALOG NUMBER: GLAN-SA1D-735-U-5WQ

LUMINAIRE CLASSIFICATION SYSTEM LUMEN TABLE AND BUG RATING:

Zone	Lumens	% Fixture	Zone Rating/Lumen Limit		
			B	U	G
FL (0°-30°)	269.4	3.5			
FM (30°-60°)	1342.1	17.6			
FH (60°-80°)	2148.4	28.1			G2/5000
FVH (80°-90°)	56.2	0.7			G1/100
BL (0°-30°)	269.4	3.5	B1/500		
BM (30°-60°)	1342.1	17.6	B2/2500		
BH (60°-80°)	2148.4	28.1	B3/2500		G2/5000
BVH (80°-90°)	56.2	0.7			G1/100
UL (90°-100°)	0.0	0.0		U0/0	
UH (100°-180°)	0.0	0.0		U0/0	

BUG Rating: B3-U0-G2

Type V Short





REPORT NUMBER: P458602
 CATALOG NUMBER: GLAN-SA1D-735-U-5WQ

CANDELA DISTRIBUTION (FULL):

	0°	5°	15°	25°	35°	45°	55°	65°	75°	85°	90°
0°	646.1	646.1	646.1	646.1	646.1	646.1	646.1	646.1	646.1	646.1	646.1
2.5°	644.5	644.9	644.9	644.1	643.7	643.7	643.3	643.3	644.5	644.9	645.3
5°	638.9	638.9	638.9	638.5	637.7	637.7	636.9	636.9	637.3	638.5	637.7
7.5°	631.2	632.0	632.0	630.4	629.2	629.2	628.8	629.2	629.6	630.8	630.4
10°	628.8	629.2	627.2	624.4	622.4	621.2	621.6	622.4	624.4	625.2	625.6
12.5°	630.4	630.4	626.8	622.8	619.1	617.5	617.1	619.9	623.6	626.0	626.8
15°	632.4	631.6	627.2	622.0	618.3	617.9	617.5	619.5	624.8	629.6	630.0
17.5°	633.6	633.2	627.6	621.2	619.1	619.1	618.7	620.3	626.0	632.0	632.4
20°	637.7	636.5	630.0	623.2	621.6	622.4	621.2	623.2	629.2	636.5	638.1
22.5°	645.7	644.5	638.1	631.2	630.4	630.4	630.0	632.0	638.5	646.1	647.4
25°	655.4	654.2	648.2	643.3	644.1	645.7	644.9	645.3	650.6	657.0	659.0
27.5°	668.3	666.3	661.1	657.0	659.4	659.4	659.4	659.0	662.3	668.3	670.3
30°	684.0	683.2	677.6	677.2	679.2	677.2	677.2	677.6	678.0	683.6	685.6
32.5°	704.6	703.0	700.2	699.3	705.0	706.6	701.0	695.7	698.5	704.2	705.4
35°	738.4	736.0	732.0	727.6	732.0	739.7	727.6	723.5	730.8	738.4	739.3
37.5°	784.4	783.2	776.7	768.7	768.3	776.3	763.8	763.4	777.1	786.4	787.6
40°	842.0	843.2	835.2	827.5	823.5	829.9	820.3	823.9	837.2	847.7	846.9
42.5°	923.1	918.6	906.1	898.9	894.4	892.0	889.6	895.2	910.2	921.4	930.3
45°	1017.8	1016.2	1000.5	991.6	981.9	978.3	977.5	987.6	1005.7	1019.4	1020.6
47.5°	1125.0	1121.4	1111.3	1102.0	1098.4	1094.0	1089.9	1097.6	1115.7	1125.4	1128.2
50°	1235.4	1236.3	1236.3	1234.6	1238.3	1239.1	1228.2	1231.0	1241.1	1240.3	1239.5
52.5°	1361.6	1366.0	1387.0	1389.0	1406.4	1418.0	1398.3	1386.6	1383.0	1361.2	1362.8
55°	1509.9	1514.0	1545.4	1576.9	1623.6	1643.4	1601.9	1565.6	1539.8	1506.7	1508.3
57.5°	1695.0	1697.0	1726.8	1787.3	1861.4	1907.8	1834.8	1763.1	1710.7	1679.2	1666.7
60°	1894.1	1896.1	1939.6	2013.4	2128.7	2185.1	2094.8	1977.5	1911.4	1863.5	1866.7
62.5°	2133.1	2141.2	2180.3	2281.9	2421.7	2485.0	2365.3	2208.5	2119.0	2059.4	2061.8
65°	2389.1	2402.8	2445.5	2557.2	2686.1	2754.3	2607.5	2426.6	2315.3	2242.4	2250.0
67.5°	2555.1	2567.2	2628.9	2752.3	2913.1	2969.5	2780.1	2569.3	2430.2	2343.1	2327.0
70°	2512.8	2522.9	2605.1	2780.1	3018.3	3089.6	2821.2	2548.3	2384.6	2284.3	2277.8
72.5°	2218.2	2197.2	2317.3	2568.4	2898.2	3017.9	2691.8	2327.4	2121.4	2018.2	2006.1
75°	1470.0	1515.6	1692.9	1988.8	2452.0	2600.3	2297.6	1868.7	1609.5	1523.7	1510.4
77.5°	491.4	526.4	684.0	1127.4	1671.6	1894.5	1674.0	1222.1	864.6	696.5	699.8
80°	130.2	128.6	166.5	310.0	722.3	1097.2	840.8	414.0	226.5	164.1	155.6
82.5°	46.8	52.4	67.3	85.9	191.5	341.0	240.6	116.1	85.1	62.9	60.9
85°	20.6	20.2	29.0	34.3	48.0	63.7	56.4	49.2	43.1	28.6	26.6
87.5°	4.4	4.4	6.9	5.2	8.5	8.5	10.5	12.5	12.9	8.5	6.9
90°	0.0	0.0	0.0	0.0	0.0	0.0	0.0	0.0	0.0	0.0	0.0

(END OF REPORT)